



Introduction

Please review the following tips and instructions, which will assist you in successfully navigating the online courses.

Login here:



Learning Management System

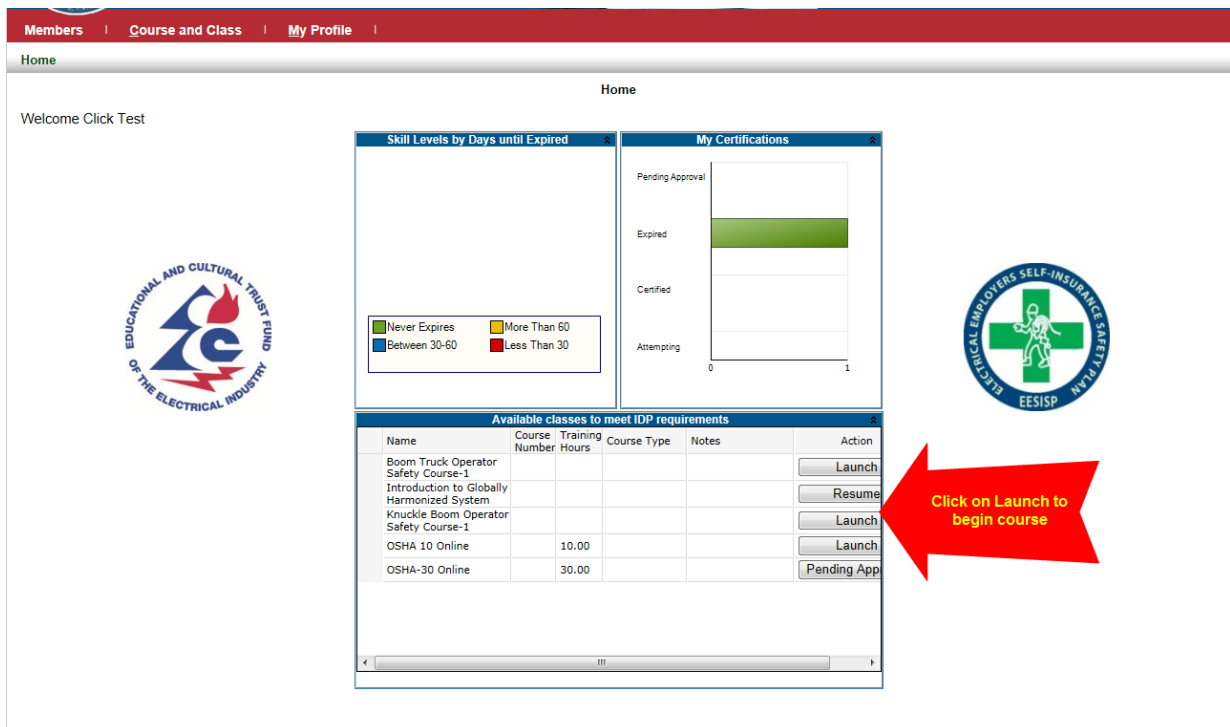
Login

Log In Code

Password

If you have any Question about the Learning Management System or would like further information, call 718-820-4144

GyrusAim - Powered By GyrusScope WebServices ©2007-2013 Gyrus Systems Version: 12.6.0.12





Members | Course and Class | My Profile

Home

Welcome Click Test

Home

Skill Levels by Days until Expired

Never Expires | More Than 60
Between 30-60 | Less Than 30

My Certifications

Pending Approval
Expired
Certified
Attempting

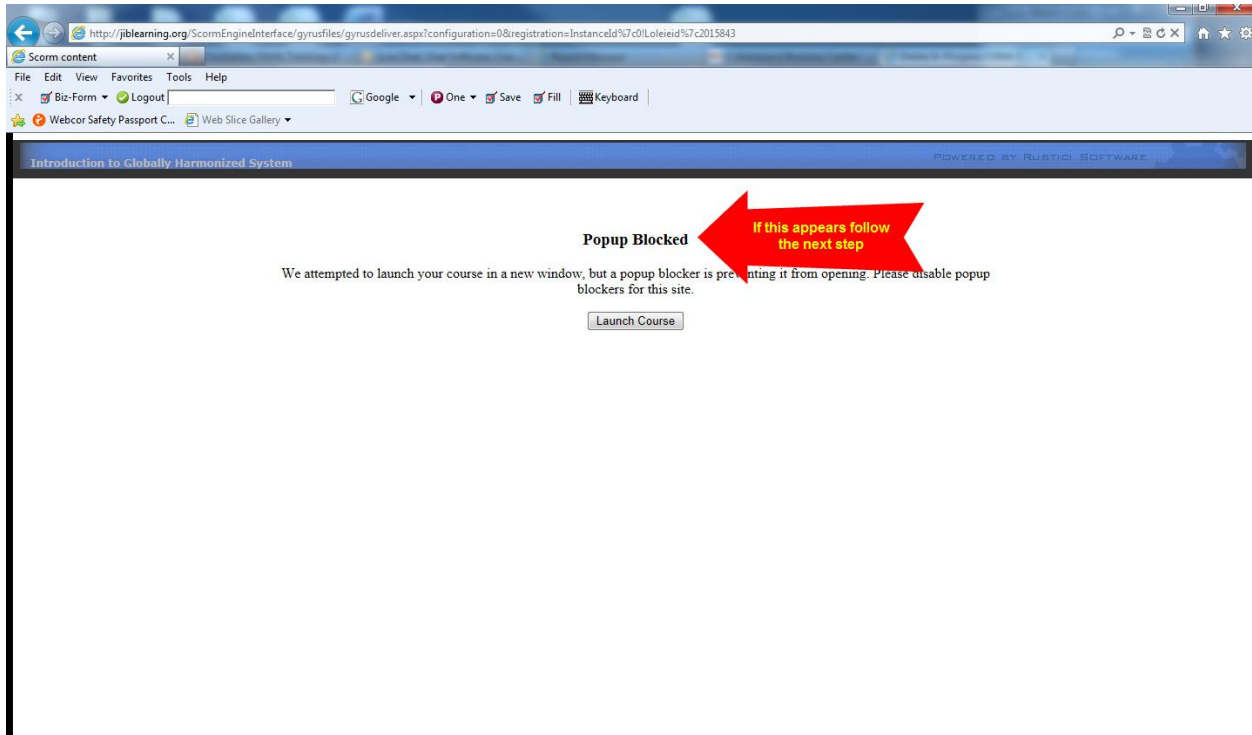
Available classes to meet IDP requirements

Name	Course Number	Training Hours	Course Type	Notes	Action
Boom Truck Operator Safety Course-1					Launch
Introduction to Globally Harmonized System					Resume
Knuckle Boom Operator Safety Course-1					Launch
OSHA 10 Online		10.00			Launch
OSHA-30 Online		30.00			Pending App

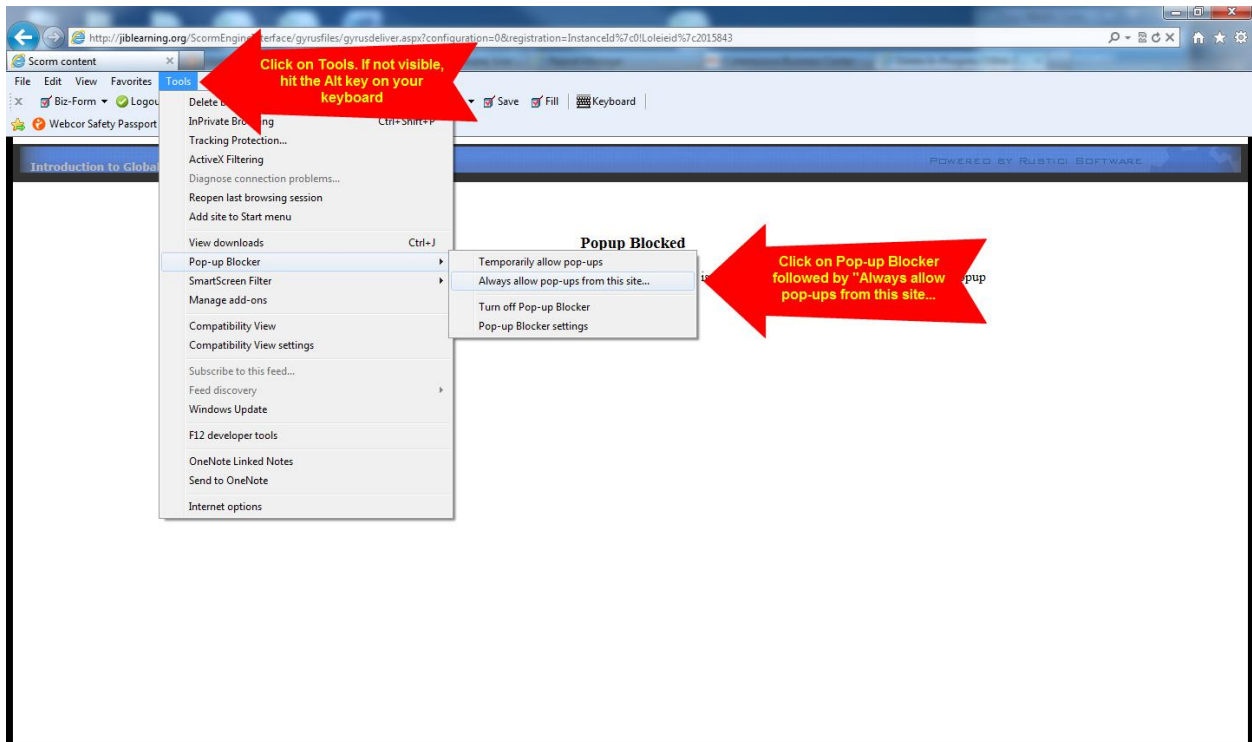
Click on Launch to begin course

Click on "Launch" Next to course you would like to start

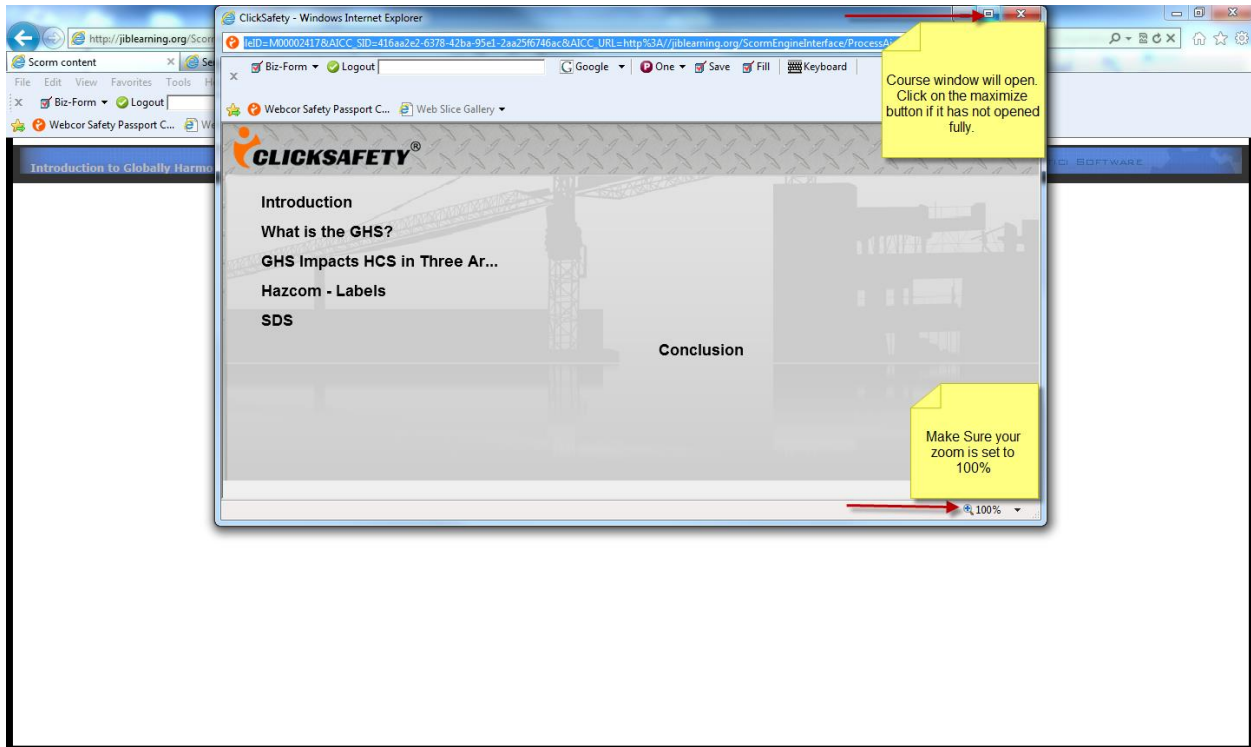
Be sure that you have your speakers turned on and at a volume you can hear, since all screens are accompanied by an audio narrative.



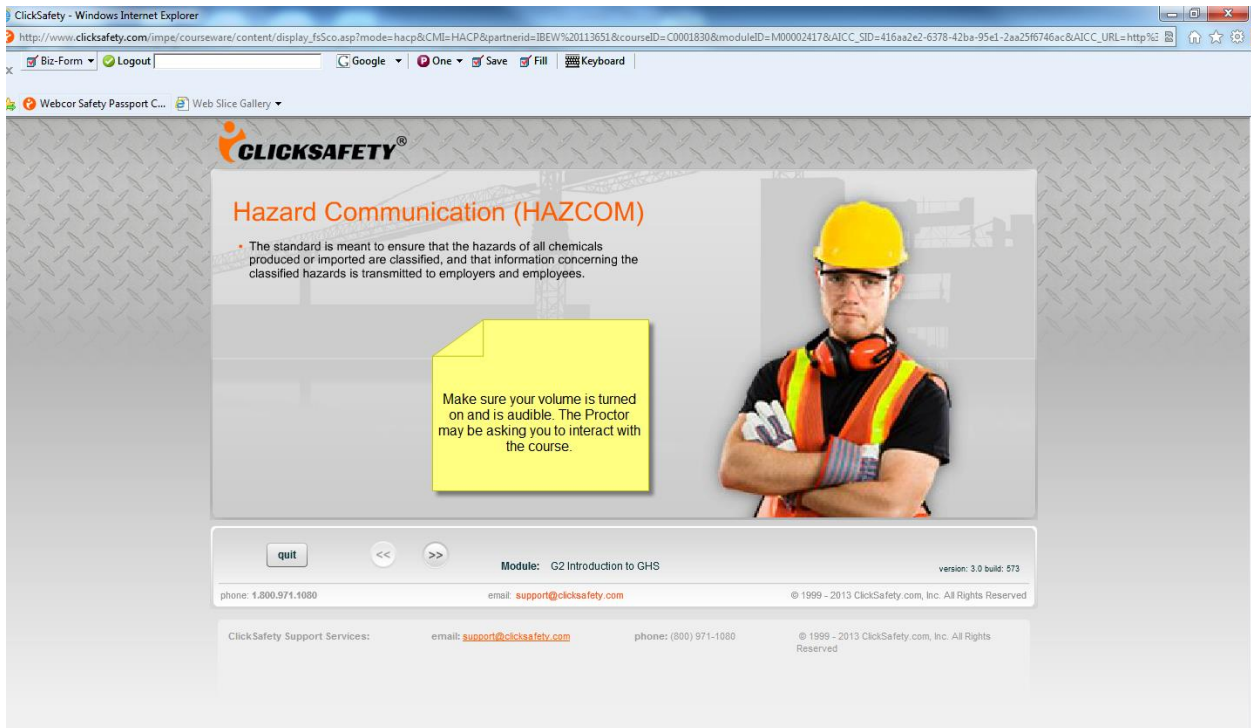
Some users will experience a pop-up blocker. If you are receiving the message, please follow the next step



Once Pop-ups allowed your course will start in a new window.



Begin Course.



All PDFs or Weblinks will open in a new window. Make sure you click on each PDF or Weblink.

CLICKSAFETY

How is the GHS to be applied?

- Foundation of programs to ensure the safe use of chemicals.
- The design reflects the needs of ALL audiences: workers, manufacturers, distributors and consumers.
- For a side-by-side GHS - OSHA HCS Comparison of Hazard Communication Requirements see the PDF file.

Figure 2.1

Safe Use of Chemicals

Risk Management Systems
Risk Characterization
Exposure Monitoring/Control

Hazard Communication
GHS Safety Data Sheets & Labels

GHS Classification

Clicking on PDF will open a new window.

PDF

Module: G2 Introduction to GHS version: 3.0 build: 573

phone: 1.800.971.1080 email: support@clicksafety.com © 1999 - 2013 ClickSafety.com, Inc. All Rights Reserved

ClickSafety Support Services: email: support@clicksafety.com phone: (800) 971-1080 © 1999 - 2013 ClickSafety.com, Inc. All Rights Reserved

Minimize the window to get back to the course:

Minimize the Window to get back to course.

GHS - OSHA HCS Comparison

Comparison of Hazard Communication Requirements

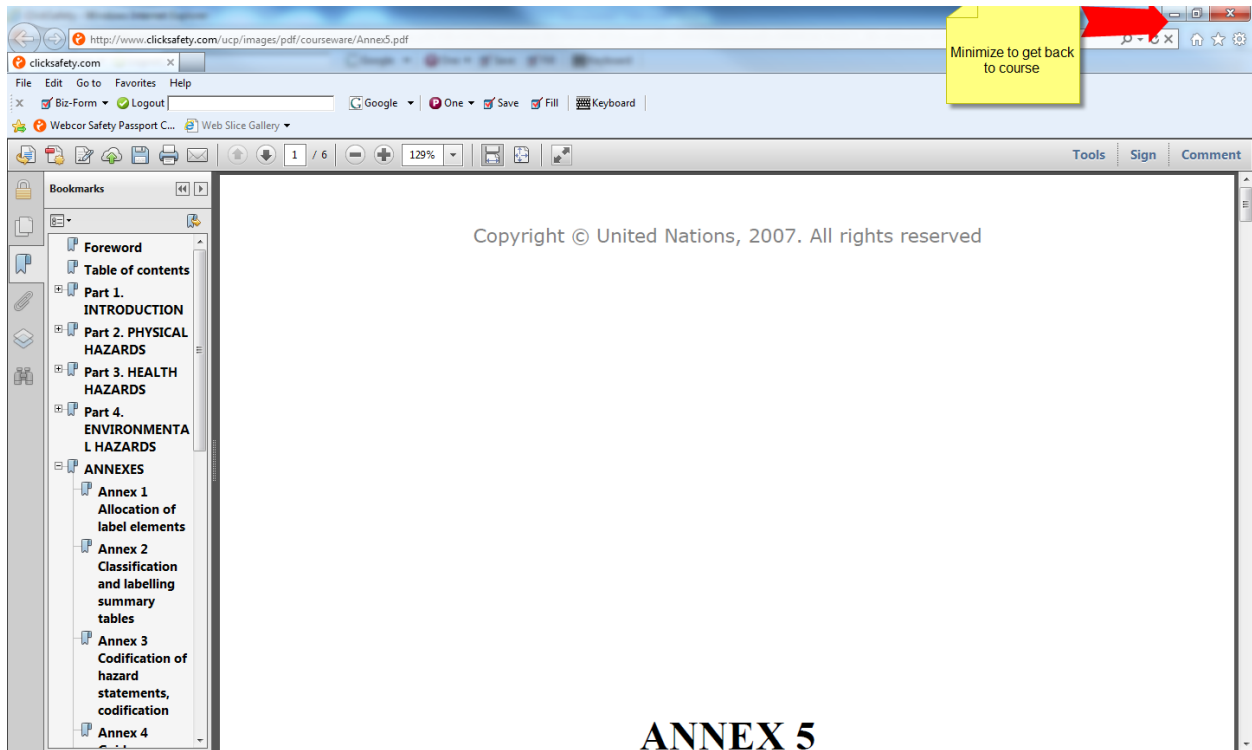
Always click on "Continue" if available to complete interactive exercise.

The screenshot shows a web browser window displaying a slide titled "Pictograms" from the ClickSafety platform. The slide features three hazard pictograms: "Gases Under Pressure" (a gas cylinder), "Irritant Dermal Sensitizer Acute Toxicity (harmful) Narcotic Effects Respiratory Tract Irritation" (a flame over a person), and "Oxidizers" (a flame over a flame). A green checkmark is positioned next to the "Oxidizers" pictogram. A "continue" button is highlighted with a green border, and a red arrow points to it from a yellow callout box that says "Always click on 'Continue' to complete the Interactive Exercise". The footer of the slide includes navigation buttons (quit, <<, >>), the module name "G2 Introduction to GHS", and contact information for ClickSafety Support Services.

REMINDER: Clicking on any weblinks will open a new window

The screenshot shows a web browser window displaying a slide titled "What About Risk?". The slide contains two bullet points: "Competent authorities may vary the application of the components of the GHS by the type of product or the stage in the lifecycle." and "Once classified, informational and other steps will be established for a given product or use setting. (See Annex 5 for an example).". To the right of the text is a graphic of the GHS logo, which consists of a series of hazard pictograms (skull and crossbones, flame, flame over a flame, person with star, etc.) leading to the text "GHS The Globally Harmonized System of Classification and Labeling of Chemicals". A red arrow points from a yellow callout box that says "Reminder: This will open up another window." to a button labeled "Annex 5". The footer of the slide includes navigation buttons (quit, <<, >>), the module name "G2 Introduction to GHS", and contact information for ClickSafety Support Services.

Always Minimize the window to get back to the course.



If you receive a screen that does not load, follow the steps to clear out your cookies and cache.

